













ASAHI/AMERICA

Thermoplastic Butterfly Valves

Another
Corrosion
Problem
Solved.™

Model		Size Range	Materials	Applications
Type SP Pool-Pro		1-1/2" - 12"	PVC-BODY PVC-DISC EPDM-SEAT	Water duty, pool, spa and fountain
Type-57		1-1/2" - 14"	PVC/PP/PVDF-BODY PVC/PP/PVDF-DISC EPDM/FKM/NITRILE-SEAT	Chemical processing, bleach plants, water treatment, mining, aquariums
Type-57L		3" - 12"	PVC/PP/PVDF-BODY PVC/PP/PVDF-DISC EPDM/FKM/NITRILE-SEAT	Isolating downstream equipment, end of pipeline, suction ends of pumps, unidirectional allows downstream piping to be removed
Type-57IL		3" - 12"	PVC-BODY PVC/PP/PVDF-DISC EPDM/FKM/NITRILE-SEAT	Replacement for 57L. Allows either upstream or downstream piping to be removed
Type-57LIS		3" - 8" Metal Face to Face	PVC- BODY PVC/PP/PVDF - DISC EPDM/FKM/NITRILE - SEAT	Direct replacement for ISO-5752 short body metal butterfly valves
Type-56		16"	PP/PVDF-BODY PP/PVDF-DISC EPDM/FKM/NITRILE-SEAT	Chemical processing, bleach plants, water treatment, mining, aquariums
Type-75		18" - 24"	PP/PVDF-BODY PP/PVDF-DISC EPDM/FKM/NITRILE-SEAT	Chemical processing, bleach plants, water treatment, mining, aquariums
Type-56D/75D		16" - 24"	PDCPD-BODY PP/PVDF-DISC EPDM/FKM/NITRILE-SEAT	Chemical processing, bleach plants, water treatment, mining, aquariums. Higher pressure rating than Type-56/75
PDCPD		28" - 48"	PDCPD-BODY PDCPD-DISC EPDM/FKM-SEATS	Large diameter distribution pipelines
Type-55		2" - 10"	Epoxy powder coated ductile cast iron - BODY PTFE-DISC PTFE backed w/Neoprene-SEAT	Extremely aggressive chemical applications