

Truflo® — ProPulse® 2 Series Mini Turbine Flow Meter

ICON™ Corrosion-Free
PROCESS CONTROLS Instrumentation Equipment

 **IO-Link**

truflo®

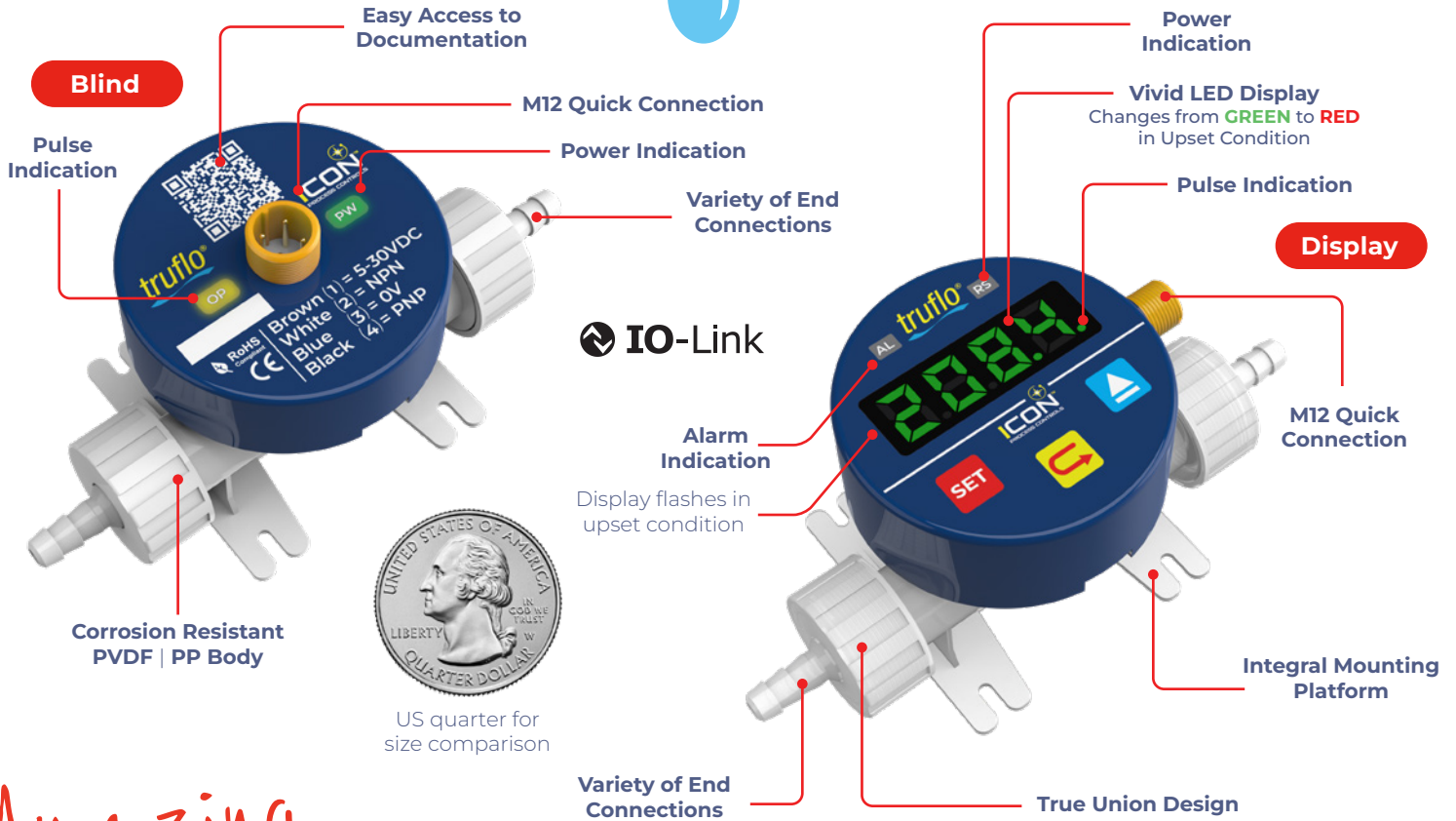


Small in size

REALLY BIG ON VALUE

Monitoring Low Dosing Flows With Precision

Precision in Every Drop: **Monitoring Low Dosing Flows**



Amazing

Good things come in small packages

Featuring:

- ✓ Excellent Chemical Resistance
- ✓ Perfect for Metering or Dosing Applications
- ✓ Ultra Low Flow Ranges | 40 ml/min | 0.01 GPM
- ✓ Variety of End Connections:
Hose Barb | Threaded | Flared | Straight Pipe
- ✓ Pulse | 4 – 20mA | RS485 | IO-Link
- ✓ Compact Lightweight Design
- ✓ 1/8" to 1/2" sizes



Small but mighty

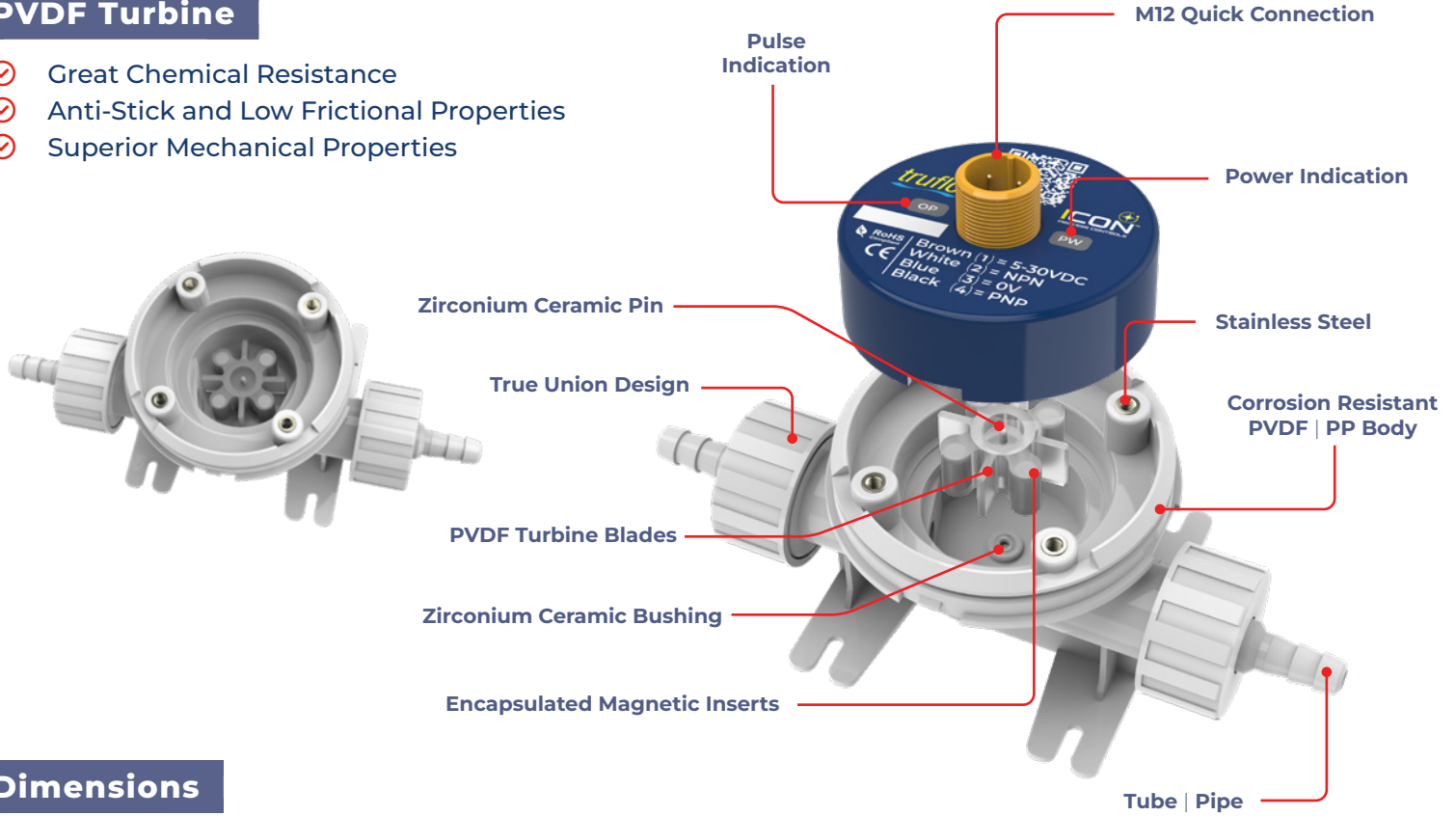
The ProPulse® 2 provides superior performance and delivers accurate ultra-low flow measurement that is highly repeatable under the most demanding of industrial environments.

The ProPulse® 2 operates using a PVDF rotor with encapsulated magnetic inserts, which rotate on a long-wearing set of zirconium ceramic bushings, designed to provide years of reliability. As the rotor spins, the magnetic field produced by the magnets is picked up via a Hall Effect Sensor, which converts the rotation into a square wave NPN pulse, 4-20mA, or RS485 output that can be sent directly to a metering pump or local display.

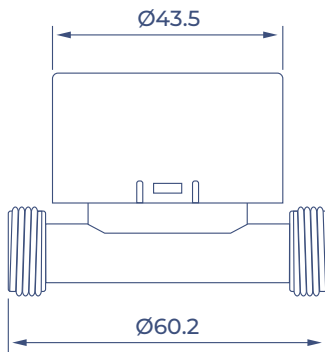
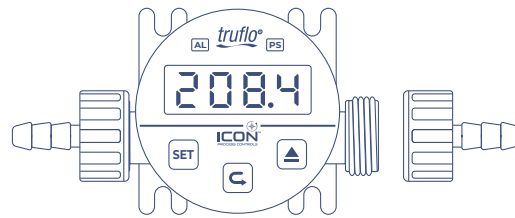
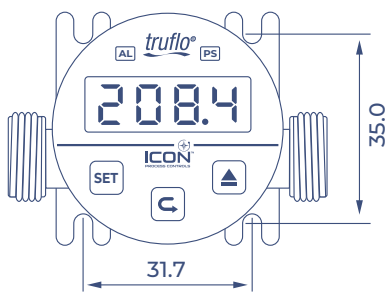
Small in size — REALLY BIG ON VALUE

PVDF Turbine

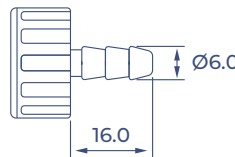
- ✓ Great Chemical Resistance
- ✓ Anti-Stick and Low Frictional Properties
- ✓ Superior Mechanical Properties



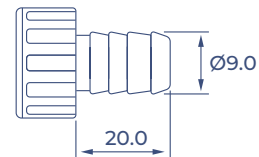
Dimensions



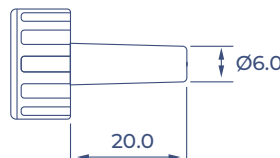
Hose Barb : 03H



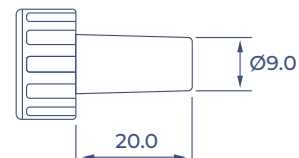
Hose Barb : 06H



Straight Tube : 04T



Straight Tube : 06T



Truflo® — ProPulse® 2 Series

Mini Turbine Flow Meter

Specifications

Body Material	PP PVDF
O-Ring	Viton®
Environmental Conditions	-4°F – 176°F -20°C – 80°C (35% – 85% RH)
Operating Temperature	PP : -4°F – 203°F -20°C – 95°C PVDF : -40°F – 250°F -40°C – 120°C
Max. Working Pressure Non-Shock	PP: 145 Psi 10 Bar, PVDF: 217 Psi 15 Bar
Accuracy	± 1.0% of F.S. @ 25°C (PPW model) ± 0.5% of F.S. @ 25°C (PPM & PPR models)
Output Current	PPW (Blind) 50mA max PPM & PPR (Display) 150mA max
Operating Voltage	10 – 30 VDC (PPM & PPR models) 5 – 30 VDC (PPW model)
Protection Class	NEMA 4X, IP65
Display	4 digits: 0.0 – 9999 (PPM & PPR models)

Flow Characteristics

Connection	Flow Range (LPM)	Flow Range (GPM)	K Factor (LPM/GPM)
02N 1/8" NPT	0.12 – 16.20	0.032 – 4.280	5,350
03H 3/16" Hose Barb	0.04 – 2.20	0.010 – 0.581	5,350
04T 1/4" Straight Tube	0.12 – 8.20	0.032 – 2.166	1,700
04F 1/4" Flared	0.40 – 2.80	0.106 – 0.740	1,700
06T 3/8" Straight Tube	0.12 – 16.20	0.032 – 4.280	875
06H 3/8" Hose Barb	0.12 – 16.20	0.032 – 4.280	875
06F 3/8" Flared	0.40 – 9.80	0.106 – 2.589	875

Model Selection

ProPulse® 2 — Turbine Flow Meter (Display)			
Size	Display Version	Material: PP Part Number	Material: PVDF Part Number
1/8" NPT	LED: RS485	PP-R-02N-PP	PP-R-02N-PF
3/16" Hose Barb	LED: RS485	PP-R-03H-PP	PP-R-03H-PF
1/4" Straight Tube	LED: RS485	PP-R-04T-PP	PP-R-04T-PF
1/4" Flared	LED: RS485	PP-R-04F-PP	PP-R-04F-PF
3/8" Straight Tube	LED: RS485	PP-R-06T-PP	PP-R-06T-PF
3/8" Hose Barb	LED: RS485	PP-R-06H-PP	PP-R-06H-PF
3/8" Flared	LED: RS485	PP-R-06F-PP	PP-R-06F-PF
1/8" NPT	LED: 4-20mA + Pulse	PP-M-02N-PP	PP-M-02N-PF
3/16" Hose Barb	LED: 4-20mA + Pulse	PP-M-03H-PP	PP-M-03H-PF
1/4" Straight Tube	LED: 4-20mA + Pulse	PP-M-04T-PP	PP-M-04T-PF
1/4" Flared	LED: 4-20mA + Pulse	PP-M-04F-PP	PP-M-04F-PF
3/8" Straight Tube	LED: 4-20mA + Pulse	PP-M-06T-PP	PP-M-06T-PF
3/8" Hose Barb	LED: 4-20mA + Pulse	PP-M-06H-PP	PP-M-06H-PF
3/8" Flared	LED: 4-20mA + Pulse	PP-M-06F-PP	PP-M-06F-PF

ProPulse® 2 — Turbine Flow Meter (Blind)			
Size	Display Version	Material: PP Part Number	Material: PVDF Part Number
1/8" NPT	Blind: NPN PNP	PP-W-02N-PP	PP-W-02N-PF
3/16" Hose Barb	Blind: NPN PNP	PP-W-03H-PP	PP-W-03H-PF
1/4" Straight Tube	Blind: NPN PNP	PP-W-04T-PP	PP-W-04T-PF
1/4" Flared	Blind: NPN PNP	PP-W-04F-PP	PP-W-04F-PF
3/8" Straight Tube	Blind: NPN PNP	PP-W-06T-PP	PP-W-06T-PF
3/8" Hose Barb	Blind: NPN PNP	PP-W-06H-PP	PP-W-06H-PF
3/8" Flared	Blind: NPN PNP	PP-W-06F-PP	PP-W-06F-PF

Electrical Connections

PPW – Blind (Pulse)		
Pin	Color	Function
1	Brown	+ 5-30 VDC
2	White	NPN Output
3	Blue	0V
4	Black	PNP Output

PPR – Display (RS485)		
Pin	Color	Function
1	Brown	+ 10-30 VDC
2	White	RS+
3	Blue	0V
4	Black	RS-

PPM – Display (4-20mA + Pulse)		
Pin	Color	Function
1	Brown	+ 10-30 VDC
2	White	NPN Alarm Output
3	Blue	0V
4	Black	V+ or +mA Output

M12 Connection
(no internal wiring required)

Keyed to ensure correct connection

