



PVC Black Schedule 40 Pipe & Cement Fittings



ENGINEERING GUIDE

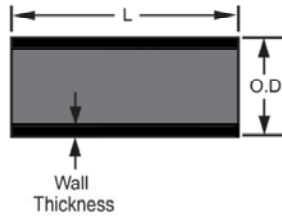
Contact Spears® for any Information not found.

Schedule 40 Fittings Technical
PVC Black Schedule 40 Pipe & Fittings Dimensions



Pipe - Black PVC Schedule 40
Plain End

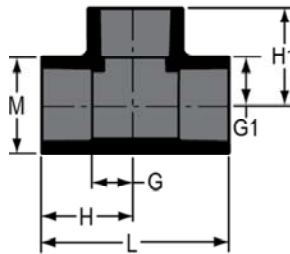
20' Lengths



Part Number	Size	L	AVG.O.D.	Minimum Wall	Approx. Wt. (Lbs.)
PD-400-005B	1/2	20	.840	.109	.17
PD-400-007B	3/4	20	1.050	.113	.22
PD-400-010B	1	20	1.315	.133	.33

Tee - Black

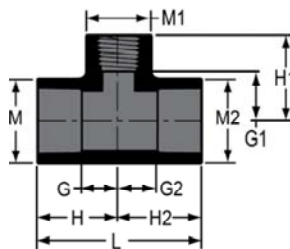
Socket x Socket x Socket



Part Number	Size	G	G1	H	H1	L	M	Approx. Wt. (Lbs.)
401-005B	1/2	1/2	1/2	1- 1/4	1- 1/4	2- 1/2	1- 3/32	.06
401-007B	3/4	9/16	9/16	1- 9/16	1- 9/16	3- 1/8	1- 5/16	.09
401-010B	1	11/16	11/16	1- 3/4	1- 3/4	3- 1/2	1- 5/8	.16
401-012B	1-1/4	7/8	7/8	2- 1/8	2- 1/8	4- 1/4	2	.25
401-015B	1-1/2	1-1/16	1-1/16	2-3/8	2-3/8	4-3/4	2-1/4	.35
401-020B	2	1- 3/8	1- 3/8	2- 3/4	2- 3/4	5- 1/2	2- 3/4	.51
401-025B	2-1/2	1-21/32	1-21/32	3-13/32	3-13/32	6-13/16	3-5/16	1.05
401-030B	3	1-15/16	1-15/16	3-27/32	3-27/32	7-11/16	4	1.52

Tee - Reducing - Black

Socket x Socket x Fipt



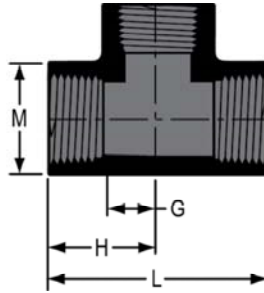
Part Number	Size	G	G1	G2	H	H1	H2	L	M	M1	M2	Approx. Wt. (Lbs.)
402-101B	3/4X1/2	17/32	11/16	17/32	1-17/32	1- 13/32	1-17/32	3- 1/16	1- 5/16	1- 1/8	1- 5/16	.09



Schedule 40 Fittings Technical
PVC Black Schedule 40 Pipe & Fittings Dimensions

Tee - Black

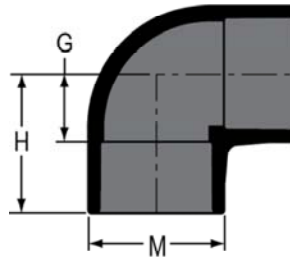
Fipt



Part Number	Size	G	H	L	M	Approx. Wt. (Lbs.)
405-005B	1/2	17/32	1- 1/4	2- 1/2	1- 3/32	.07
405-007B	3/4	19/32	1- 3/8	2- 3/4	1- 9/32	.10
405-010B	1	5/8	1-19/32	3- 3/16	1-23/32	.18
405-012B	1-1/4	15/16	1-15/16	3- 7/8	2- 7/32	.47
405-015B	1-1/2	1	2	4- 1/32	2- 7/32	.36
405-020B	2	1- 1/4	2- 5/16	4-19/32	2-23/32	.54

90° EII - Black

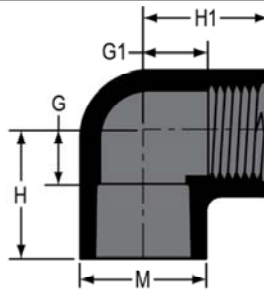
Socket x Socket



Part Number	Size	G	H	M	Approx. Wt. (Lbs.)
406-005B	1/2	1/2	1- 1/4	1-3/32	.03
406-007B	3/4	9/16	1- 1/2	1-5/16	.07
406-010B	1	11/16	1-25/32	1- 5/8	.13
406-012B	1-1/4	31/32	2- 5/32	2	.19
406-015B	1-1/2	1- 1/16	2-3/8	2- 1/4	.26
406-020B	2	1-5/16	2-11/16	2- 3/4	.37

90° EII - Black

Socket x Fipt



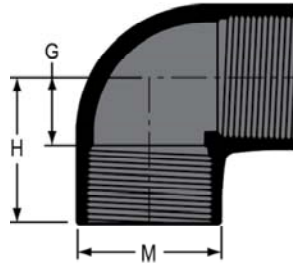
Part Number	Size	G	G1	H	H1	M	M1	Approx. Wt. (Lbs.)
407-005B	1/2	1/2	1/2	1- 1/4	1- 1/4	1- 3/32	1- 3/32	.05
407-007B	3/4	9/16	9/16	1- 9/16	1- 9/32	1- 5/16	1- 5/16	.07
407-010B	1	11/16	11/16	1-13/16	1- 9/16	1- 5/8	1-19/32	.14
407-012B	1-1/4	7/8	1-1/8	2- 1/8	2-1/16	2- 1/16	2- 1/16	.26
407-015B	1-1/2	1	1- 1/16	2- 5/16	2	2- 1/4	2- 1/4	.29
407-020B	2	1- 3/16	1-5/16	2-11/32	2-11/32	2-23/32	2-23/32	.44

Schedule 40 Fittings Technical
PVC Black Schedule 40 Pipe & Fittings Dimensions



90° EII - Black

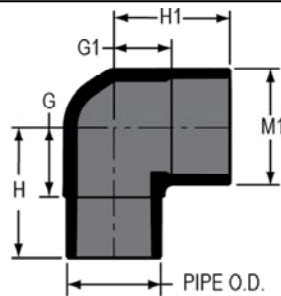
Fipt



Part Number	Size	G	H	M	Approx. Wt. (Lbs.)
408-005B	1/2	1/2	1- 7/32	1- 3/32	.06
408-007B	3/4	17/32	1- 1/4	1- 5/16	.10
408-010B	1	21/32	1-9/16	1- 5/8	.15

90° Street EII - Black

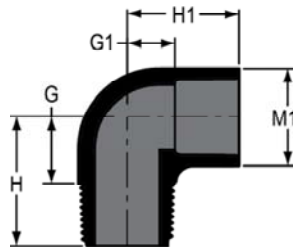
Spigot x Socket



Part Number	Size	G	G1	H	H1	M1	Approx. Wt. (Lbs.)
409-015B	1-1/2	1-11/32	1- 1/16	2-21/32	2- 3/8	2- 1/4	.24
409-020B	2	1-5/8	1-7/32	2-31/32	2- 5/8	2-23/32	.34

90° Street EII - Black

Mipt x Socket



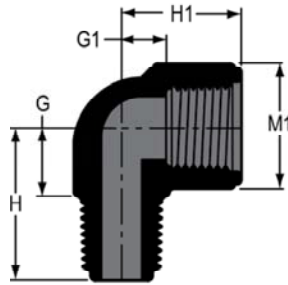
Part Number	Size	G	G1	H	H1	M1	Approx. Wt. (Lbs.)
410-005B	1/2	11/16	13/32	1-3/8	1- 5/32	1- 3/32	.04
410-007B	3/4	27/32	15/32	1-17/32	1-15/32	1- 5/16	.07
410-010B	1	1-1/16	23/32	1-15/16	1-27/32	1- 5/8	.12
410-012B	1-1/4	1-7/32	25/32	2- 7/32	2	1-31/32	.18
410-015B	1-1/2	1-11/32	1	2-1/4	2- 5/16	2-1/4	.24
410-020B	2	1- 5/8	1-1/4	2- 9/16	2-5/8	2-23/32	.39



Schedule 40 Fittings Technical
PVC Black Schedule 40 Pipe & Fittings Dimensions

90° Street Ell - Black

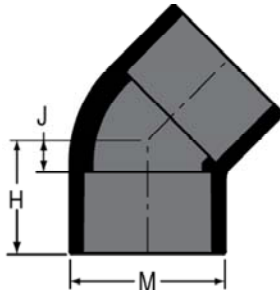
Mipt x Fipt



Part Number	Size	G	G1	H	H1	M1	Approx. Wt. (Lbs.)
412-005B	1/2	23/32	11/32	1-13/32	1- 1/16	1- 1/8	.04

45° Ell - Black

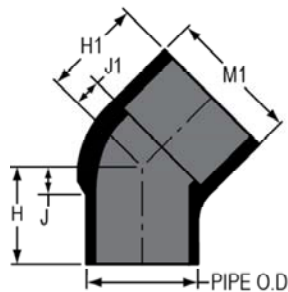
Socket x Socket



Part Number	Size	H	J	M	Approx. Wt. (Lbs.)
417-005B	1/2	1	1/4	1- 3/32	.03
417-007B	3/4	1- 3/8	7/16	1- 5/16	.06
417-010B	1	1- 1/2	15/32	1-5/8	.09
417-012B	1-1/4	1-25/32	17/32	2	.16
417-015B	1-1/2	1-29/32	19/32	2- 1/4	.21
417-020B	2	2- 1/16	11/16	2- 3/4	.28

45° Street Ell - Black

Spigot x Socket



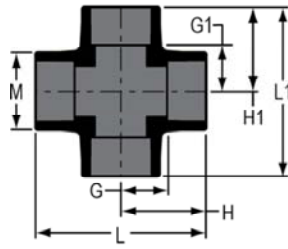
Part Number	Size	H	H1	J	J1	M1	Approx. Wt. (Lbs.)
427-020B	2	2	2	5/8	5/8	2-23/32	.29

Schedule 40 Fittings Technical
PVC Black Schedule 40 Pipe & Fittings Dimensions



Cross - Black

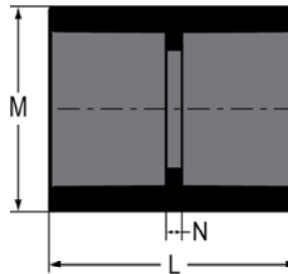
Socket x Socket x Socket x Socket



Part Number	Size	G	G1	H	H1	L	L1	M	Approx. Wt. (Lbs.)
420-015B	1-1/2	1-9/32	1-9/32	2-19/32	2-19/32	5-3/16	5-3/16	2- 5/16	.55
420-020B	2	1-9/16	1-9/16	2-15/16	2-15/16	5-7/8	5-7/8	2-13/16	.53

Coupling - Black

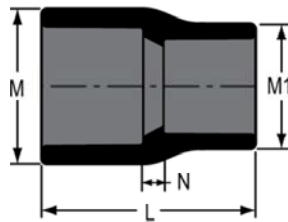
Socket x Socket



Part Number	Size	L	M	N	Approx. Wt. (Lbs.)
429-005B	1/2	1-19/32	1- 3/32	3/32	.02
429-007B	3/4	2- 3/32	1- 5/16	3/32	.04
429-010B	1	2-3/32	1-5/8	3/32	.07
429-012B	1-1/4	2-11/32	1-31/32	3/32	.11
429-015B	1-1/2	2- 5/8	2- 7/32	3/32	.12
429-020B	2	2- 7/8	2- 3/4	3/32	.20

Coupling - Reducer - Black

Socket x Socket



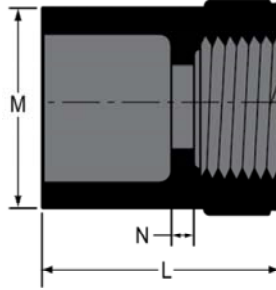
Part Number	Size	L	M	M1	N	Approx. Wt. (Lbs.)
429-422B	4X3	4- 5/8	5- 1/4	4- 5/32	15/32	1.21



Schedule 40 Fittings Technical
PVC Black Schedule 40 Pipe & Fittings Dimensions

Female Adapter - Black

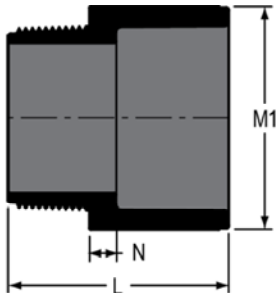
Socket x Fipt



Part Number	Size	L	M	N	Approx. Wt. (Lbs.)
435-005B	1/2	1-19/32	1- 3/32	3/32	.03
435-007B	3/4	1-13/16	1- 5/16	3/32	.04
435-010B	1	2	1-5/8	3/32	.08
435-012B	1-1/4	2- 9/32	1-31/32	1/16	.11
435-015B	1-1/2	2- 5/16	2- 7/32	3/32	.13
435-020B	2	2- 1/2	2- 3/4	1/8	.19

Male Adapter - Black

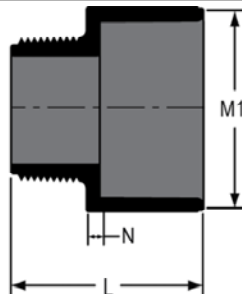
Mipt x Socket



Part Number	Size	L	M1	N	Approx. Wt. (Lbs.)
436-005B	1/2	1-17/32	1- 1/8	5/32	.02
436-007B	3/4	1-23/32	1-11/32	5/32	.04
436-010B	1	2- 1/16	1- 5/8	7/32	.07
436-012B	1-1/4	2- 7/16	2	3/16	.11
436-015B	1-1/2	2-17/32	2- 1/4	7/32	.12
436-020B	2	2-21/32	2- 3/4	7/32	.20
436-025B	2-1/2	3-13/16	3-7/16	1/4	.43
436-030B	3	3-25/32	4	9/32	.55

Male Adapter - Reducing - Black

Mipt x Socket



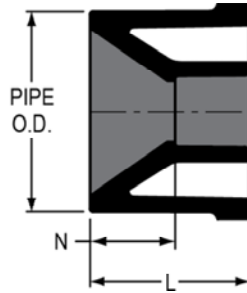
Part Number	Size	L	M1	N	Approx. Wt. (Lbs.)
436-101B	3/4X1/2	1-17/32	1- 1/8	1/16	.02
436-251B	2X1-1/2	2- 9/16	2-9/32	7/32	.16

Schedule 40 Fittings Technical
PVC Black Schedule 40 Pipe & Fittings Dimensions



Reducer Bushing - Black

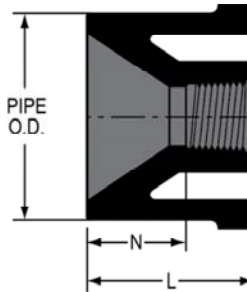
Spigot x Socket



Part Number	Size	L	N	Approx. Wt. (Lbs.)
437-251B	2X1-1/2	1- 9/16	1/4	.12
437-335B	3X1	2- 7/32	1-5/32	.46
437-337B	3X1-1/2	2- 9/32	31/32	.47

Reducer Bushing - Black

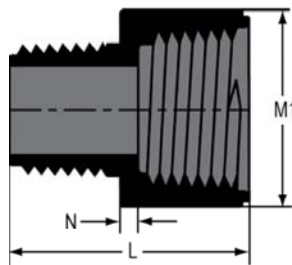
Spigot x Fipt



Part Number	Size	L	N	Approx. Wt. (Lbs.)
438-072B	1/2X1/4	1- 1/32	13/32	.02

IPT Adapter - Black

Mipt x Fipt



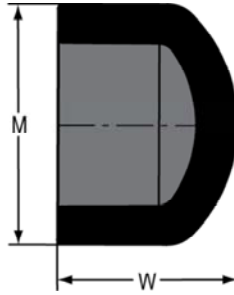
Part Number	Size	L	M1	N	Approx. Wt. (Lbs.)
446-074B	1/2X3/4	1-1/2	1- 5/16	5/32	.03



Schedule 40 Fittings Technical
PVC Black Schedule 40 Pipe & Fittings Dimensions

Cap - Black

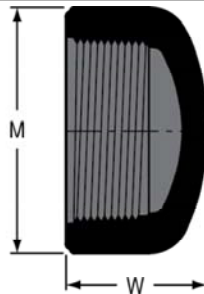
Socket



Part Number	Size	M	W	Approx. Wt. (Lbs.)
447-005B	1/2	1- 3/32	1- 1/16	.02
447-007B	3/4	1- 5/16	1- 5/16	.03
447-010B	1	1- 9/16	1- 9/16	.05
447-012B	1-1/4	1-31/32	1- 3/4	.08
447-015B	1-1/2	2- 1/4	1-29/32	.11
447-020B	2	2-23/32	2- 1/32	.16
447-040B	4	5- 1/16	3- 1/8	.82
447-060B	6	7- 1/4	5-1/2	1.98

Cap - Black

Fipt



Part Number	Size	M	W	Approx. Wt. (Lbs.)
448-005B	1/2	1- 1/8	1- 1/32	.02
448-007B	3/4	1-11/32	1- 1/16	.03

Plug - Black

Mipt



Part Number	Size	L	Approx. Wt. (Lbs.)
450-005B	1/2	27/32	.01
450-007B	3/4	7/8	.02
450-010B	1	1-1/16	.04
450-012B	1-1/4	1-5/16	.06