



PVC Beige Ultra-Violet Resistant (UVR) Schedule 40 Fittings



ENGINEERING GUIDE

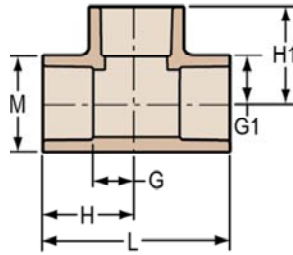
Contact Spears® for any Information not found.

Schedule 40 Fittings Technical
UVR Sch 40 Beige Fittings Dimensions



Tee - PVC Beige UVR

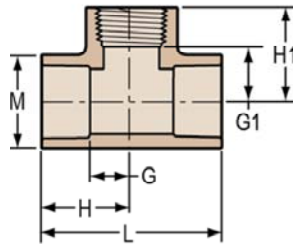
Socket x Socket x Socket



Part Number	Size	G	G1	H	H1	L	M	Approx. Wt. (Lbs.)
401-005UV	1/2	1/2	1/2	1- 1/4	1- 1/4	2- 1/2	1- 3/32	.06
401-007UV	3/4	9/16	9/16	1- 9/16	1- 9/16	3- 1/8	1- 5/16	.09
401-010UV	1	11/16	11/16	1- 3/4	1- 3/4	3- 1/2	1- 5/8	.16
401-012UV	1-1/4	7/8	7/8	2- 1/8	2- 1/8	4- 1/4	2	.25
401-015UV	1-1/2	1-1/16	1-1/16	2-3/8	2-3/8	4-3/4	2- 1/4	.36
401-020UV	2	1- 3/8	1- 3/8	2- 3/4	2- 3/4	5- 1/2	2- 3/4	.49
401-025UV	2-1/2	1-21/32	1-21/32	3-13/32	3-13/32	6-13/16	3-5/16	.96
401-030UV	3	1-15/16	1-15/16	3-27/32	3-27/32	7-11/16	4	1.53
401-040UV	4	2-7/16	2-7/16	4- 7/16	4- 7/16	8- 7/8	5- 1/32	2.22

Tee - PVC Beige UVR

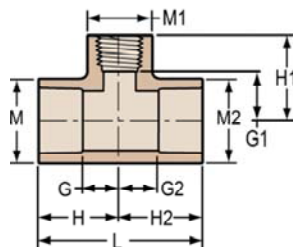
Socket x Socket x Fipt



Part Number	Size	G	G1	H	H1	L	M	Approx. Wt. (Lbs.)
402-005UV	1/2	1/2	1/2	1- 1/4	1- 7/32	2- 1/2	1- 3/32	.07
402-007UV	3/4	21/32	23/32	1-21/32	1- 7/16	3- 9/32	1- 5/16	.11

Tee-Reducing - PVC Beige UVR

Socket x Socket x Fipt



Part Number	Size	G	G1	G2	H	H1	H2	L	M	M1	M2	Approx. Wt. (Lbs.)
402-101UV	3/4X1/2	17/32	11/16	17/32	1-17/32	1- 13/32	1-17/32	3- 1/16	1- 5/16	1- 1/8	1- 5/16	.09
402-130UV	1X1/2	1/2	13/16	1/2	1- 5/8	1-17/32	1- 5/8	3- 1/4	1- 5/8	1-1/8	1- 5/8	.13
402-131UV	1X3/4	21/32	13/16	21/32	1-25/32	1-17/32	1-25/32	3- 9/16	1- 5/8	1- 5/16	1- 5/8	.16
402-166UV	1-1/4X1/2	23/32	15/16	23/32	1-31/32	1-11/16	1-31/32	3-15/16	1-31/32	1- 3/32	1-31/32	.22
402-167UV	1-1/4X3/4	13/16	1	13/16	2- 1/16	1-23/32	2- 1/16	4- 1/8	1-31/32	1- 5/16	1-31/32	.19
402-209UV	1-1/2X1/2	7/16	1- 3/16	7/16	1- 3/4	1- 7/8	1- 3/4	3- 1/2	2- 7/32	1- 3/32	2- 7/32	.23
402-210UV	1-1/2X3/4	21/32	1-1/8	21/32	1-31/32	1-27/32	1-31/32	3-15/16	2- 1/4	1- 5/16	2- 1/4	.22

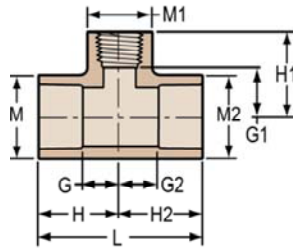


Schedule 40 Fittings Technical
UVR Sch 40 Beige Fittings Dimensions

Tee-Reducing - PVC Beige UVR

(Continued)

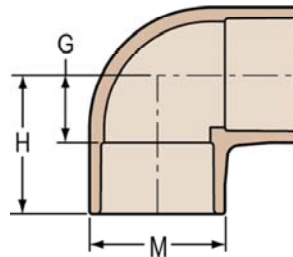
Socket x Socket x Fipt



Part Number	Size	G	G1	G2	H	H1	H2	L	M	M1	M2	Approx. Wt. (Lbs.)
402-247UV	2X1/2	21/32	1- 3/8	21/32	2- 1/32	2- 1/8	2- 1/32	4- 1/16	2-23/32	1-1/8	2-23/32	.29
402-248UV	2X3/4	21/32	1-3/8	21/32	2-1/32	2- 3/32	2-1/32	4-1/16	2-23/32	1-5/16	2-23/32	.31

90° EII - PVC Beige UVR

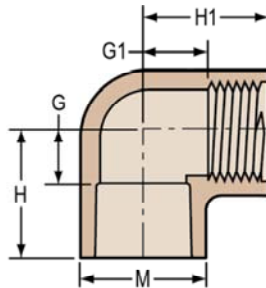
Socket x Socket



Part Number	Size	G	H	M	Approx. Wt. (Lbs.)
406-005UV	1/2	1/2	1- 1/4	1-3/32	.03
406-007UV	3/4	9/16	1- 1/2	1-5/16	.07
406-010UV	1	11/16	1-25/32	1- 5/8	.11
406-012UV	1-1/4	31/32	2- 5/32	2	.20
406-015UV	1-1/2	1- 1/16	2-3/8	2- 1/4	.24
406-020UV	2	1-5/16	2-11/16	2- 3/4	.35
406-025UV	2-1/2	1-17/32	3-5/16	3-11/32	.78
406-030UV	3	1-7/8	3-3/4	4	1.01
406-040UV	4	2-13/32	4-7/16	5- 1/32	1.43

90° EII - PVC Beige UVR

Socket x Fipt



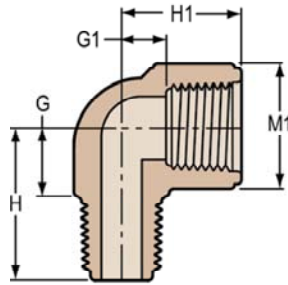
Part Number	Size	G	G1	H	H1	M	M1	Approx. Wt. (Lbs.)
407-005UV	1/2	1/2	1/2	1- 1/4	1- 1/4	1- 3/32	1- 3/32	.05
407-007UV	3/4	9/16	9/16	1- 9/16	1- 9/32	1- 5/16	1- 5/16	.09
407-101UV	3/4X1/2	9/16	5/8	1- 1/2	1- 3/8	1- 5/16	1- 3/32	.07
407-131UV	1X3/4	21/32	13/16	1-25/32	1-17/32	1- 5/8	1- 5/16	.13

Schedule 40 Fittings Technical
UVR Sch 40 Beige Fittings Dimensions



90° Street EII - PVC Beige UVR

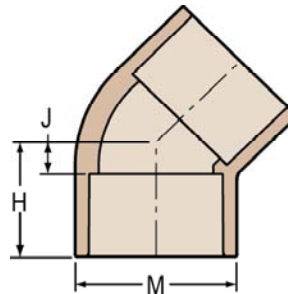
Mipt x Fipt



Part Number	Size	G	G1	H	H1	M1	Approx. Wt. (Lbs.)
412-005UV	1/2	23/32	11/32	1-13/32	1- 1/16	1- 1/8	.04
412-007UV	3/4	13/16	7/16	1-17/32	1- 3/16	1-11/32	.06

45° EII - PVC Beige UVR

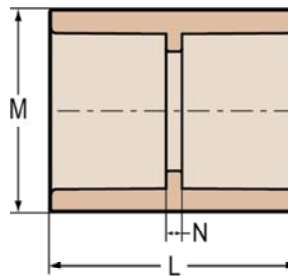
Socket x Socket



Part Number	Size	H	J	M	Approx. Wt. (Lbs.)
417-005UV	1/2	1	1/4	1- 3/32	.03
417-007UV	3/4	1- 3/8	7/16	1- 5/16	.06
417-010UV	1	1- 1/2	15/32	1-5/8	.09
417-012UV	1-1/4	1-25/32	17/32	2	.16
417-015UV	1-1/2	1-29/32	19/32	2- 1/4	.18
417-020UV	2	2- 1/16	11/16	2- 3/4	.28
417-025UV	2-1/2	2- 7/16	11/16	3- 3/8	.55
417-030UV	3	2-27/32	27/32	4	.80
417-040UV	4	3-1/8	1- 3/32	5	1.24

Coupling - PVC Beige UVR

Socket x Socket



Part Number	Size	L	M	N	Approx. Wt. (Lbs.)
429-005UV	1/2	1-19/32	1- 3/32	3/32	.03
429-007UV	3/4	2- 3/32	1- 5/16	3/32	.04
429-010UV	1	2-3/32	1-5/8	3/32	.07
429-012UV	1-1/4	2-11/32	1-31/32	3/32	.10
429-015UV	1-1/2	2- 5/8	2- 7/32	3/32	.12
429-020UV	2	2- 7/8	2- 3/4	3/32	.19
429-025UV	2-1/2	3-23/32	3-11/32	3/16	.40

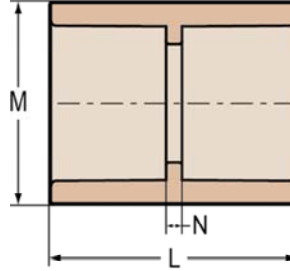


Schedule 40 Fittings Technical
UVR Sch 40 Beige Fittings Dimensions

Coupling - PVC Beige UVR

Socket x Socket

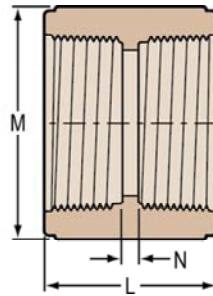
(Continued)



Part Number	Size	L	M	N	Approx. Wt. (Lbs.)
429-030UV	3	3-31/32	4	3/16	.55
429-040UV	4	4- 1/4	5- 1/32	3/16	.81

Coupling - PVC Beige UVR

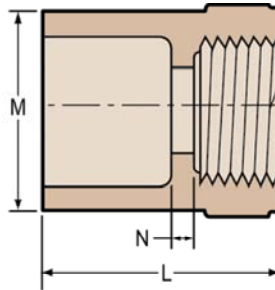
Fipt x Fipt



Part Number	Size	L	M	N	Approx. Wt. (Lbs.)
430-005UV	1/2	1- 9/16	1- 1/8	3/32	.03
430-007UV	3/4	1- 9/16	1-11/32	3/32	.04

Female Adapter - PVC Beige UVR

Socket x Fipt



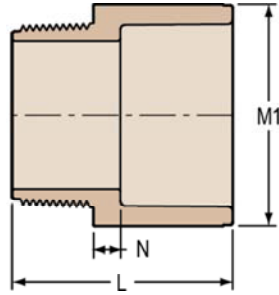
Part Number	Size	L	M	N	Approx. Wt. (Lbs.)
435-005UV	1/2	1-19/32	1- 3/32	3/32	.03
435-007UV	3/4	1-13/16	1- 5/16	3/32	.04

Schedule 40 Fittings Technical
UVR Sch 40 Beige Fittings Dimensions



Male Adapter - PVC Beige UVR

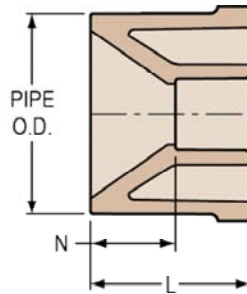
Mipt x Socket



Part Number	Size	L	M1	N	Approx. Wt. (Lbs.)
436-074UV	1/2X3/4	1-13/16	1-11/32	5/32	.04
436-005UV	1/2	1-17/32	1- 1/8	5/32	.02
436-007UV	3/4	1-23/32	1-11/32	5/32	.04
436-010UV	1	2- 1/16	1- 5/8	7/32	.07
436-012UV	1-1/4	2- 7/16	2	3/16	.11
436-015UV	1-1/2	2-17/32	2- 1/4	7/32	.12
436-020UV	2	2-21/32	2- 3/4	7/32	.20
436-025UV	2-1/2	3-13/16	3-7/16	1/4	.43
436-030UV	3	3-25/32	4	9/32	.56

Reducer Bushing - PVC Beige UVR

Spigot x Socket Flush Style



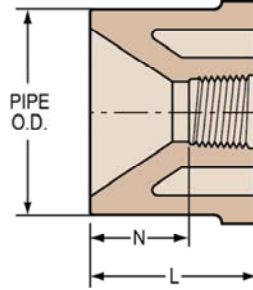
Part Number	Size	L	N	Approx. Wt. (Lbs.)
437-101UV	3/4X1/2	1- 1/16	9/32	.01
437-130UV	1X1/2	1- 1/4	15/32	.05
437-131UV	1X3/4	1- 1/4	5/16	.03
437-167UV	1-1/4X3/4	1- 1/2	9/16	.09
437-168UV	1-1/4X1	1- 1/2	7/16	.06
437-210UV	1-1/2X3/4	1-1/2	9/16	.11
437-211UV	1-1/2X1	1-17/32	1/2	.14
437-212UV	1-1/2X1-1/4	1-17/32	9/32	.05
437-249UV	2X1	1- 9/16	17/32	.16
437-250UV	2X1-1/4	1-19/32	11/32	.22
437-251UV	2X1-1/2	1- 9/16	1/4	.12
437-288UV	2-1/2X3/4	2-1/16	1-1/8	.33
437-289UV	2-1/2X1	2- 1/32	29/32	.34
437-290UV	2-1/2X1-1/4	2-5/32	29/32	.42
437-292UV	2-1/2X2	2- 1/16	11/16	.24
437-335UV	3X1	2- 7/32	1-5/32	.46
437-336UV	3X1-1/4	2- 9/32	1- 1/32	.49
437-337UV	3X1-1/2	2- 9/32	31/32	.47
437-338UV	3X2	2- 7/32	9/16	.48
437-339UV	3X2-1/2	2- 7/32	7/16	.33
437-422UV	4X3	2-11/32	15/32	.78



Schedule 40 Fittings Technical
UVR Sch 40 Beige Fittings Dimensions

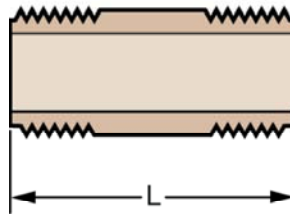
Reducer Bushing - PVC Beige UVR

Spigot x Fipt Flush Style



Part Number	Size	L	N	Approx. Wt. (Lbs.)
438-130UV	1X1/2	1-11/32	19/32	.05
438-131UV	1X3/4	1-3/32	11/32	.04

Nipple-Schedule 80 - PVC Beige UVR



Part Number	Size	L	Approx. Wt. (Lbs.)
882-060UV	1/2X6	6	.08
882-080UV	1/2X8	8	.12
882-100UV	1/2X10	10	.16
882-120UV	1/2X12	12	.19
883-060UV	3/4X6	6	.12
883-080UV	3/4X8	8	.17
883-100UV	3/4X10	10	.22
883-120UV	3/4X12	12	.27

