

# SVP PUMP SERIES SPECIFICATIONS

**STENNER PUMPS**

## VARIABLE SPEED



### 100 psi (6.9 bar) MODELS

- SVP1H1
- SVP1H2
- SVP1H7

### 25 psi (1.7 bar) MODELS

- SVP1L1
- SVP1L2
- SVP1L3
- SVP1L4
- SVP1L5

## VARIABLE SPEED WITH 4-20mA INPUT

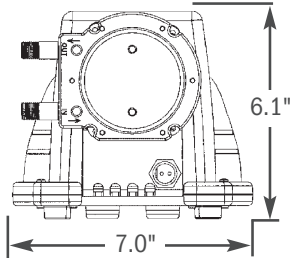
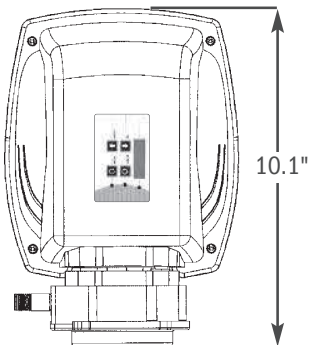


### 100 psi (6.9 bar) MODELS

- SVP4H1
- SVP4H2
- SVP4H7

### 25 psi (1.7 bar) MODELS




- SVP4L1
- SVP4L2
- SVP4L3
- SVP4L4
- SVP4L5



SHIPPING WEIGHT 9 lbs (4 kg)

## FEATURES

- 4-button keypad with up/down arrows, prime button and on/off switch
- 3-point roller design assists in anti-siphon protection
- Pump head requires no valves, allows for easy maintenance
- Self-priming against maximum working pressure foot valve not required
- Pump does not lose prime or vapor lock
- Pumps off-gassing solutions and can run dry
- Injection check valve included with models rated up to 100 psi (6.9 bar)
- Output volume is not affected by back pressure
- Injection check valve included with SVP1H and SVP4H models
- Easy to change pump tube; lubrication is not required
- Pump tubes and pump heads interchange between models
- Listed product tested by Water Quality Association to conform to ANSI/NSF STD 61 (for Santoprene® models only)
- All pump accessories included allow a fast and easy installation



NOTE: Agency listings vary by model. 12VDC pumps do not carry any agency listings. Contact factory for details.



Stenner Pump Company  
3174 DeSalvo Road  
Jacksonville, Florida 32246 USA

Phone  
US Toll Free  
Fax

904.641.1666  
800.683.2378  
904.642.1012

www.stenner.com  
sales@stenner.com  
© Stenner Pump Company All Rights Reserved

# SVP PUMP SERIES SPECIFICATIONS

**STENNER PUMPS**

## OUTPUT CONTROL

Digital keypad, manual or automatic,  
5%-100%, 1% increments, non-scalable

## MAXIMUM WORKING PRESSURE

**100 psi (6.9 bar)** SVP1H1, SVP1H2, SVP1H7,  
SVP4H1, SVP4H2, SVP4H7

**25 psi (1.7 bar)** SVP1L1, SVP1L2, SVP1L3,  
SVP1L4, SVP1L5, SVP4L1, SVP4L2, SVP4L3,  
SVP4L4, SVP4L5

## MAXIMUM OPERATING TEMPERATURE

125° F (52° C)

## MAXIMUM SUCTION LIFT

25 ft (7.6 m) vertical lift, based on water

## MOTOR TYPE

12VDC gear motor

## APPROXIMATE MOTOR RPM

47

## DUTY CYCLE

Continuous

## MOTOR VOLTAGE (AMP DRAW)

120V 50/60Hz 1PH (1.5)

220V 50/60Hz 1PH (1.5)

230V 50/60Hz 1PH (1.5) *International*

250V 50/60Hz 1PH (1.5) *International*

12VDC (4.2)

## POWER CORD TYPE

120V, 220V, 230V, 250V: SJTOW  
12VDC: VW-1

## POWER CORD PLUG END

120V 60Hz NEMA 5/15  
220V 60Hz NEMA 6/15  
230V 50Hz CEE 7/VII  
250V 50Hz CEE 7/VII  
12VDC Pigtail connection

## MATERIALS OF CONSTRUCTION

**All Housings** Polycarbonate

### Pump Tube & Check Valve Duckbill

Santoprene<sup>®</sup>, optional Versilon<sup>™</sup> #1, #2, #5  
tubes, FDA approved

**CV Duckbill with Versilon<sup>™</sup> Tube** Pellathane<sup>†</sup>

**Pump Head Rollers** HDPE

**Roller Bushings** Oil impregnated sintered bronze

**Suction/Discharge Tubing, Ferrules 1/4" &  
6 mm** Polyethylene, FDA approved

### Tube Fittings

Gray: Type 1 Rigid PVC, NSF listed

Black: PP, NSF listed

### Check Valve Fittings

Type 1 Rigid PVC, NSF listed

**Connecting Nuts** PP or Type 1 Rigid PVC

**Suction Line Strainer** PP or Type 1 Rigid PVC  
body with Type 1 Rigid PVC cap, NSF listed;  
ceramic weight

**All Fasteners** Stainless steel

**Pump Head Latches** Polypropylene

## ACCESSORY KIT SHIPPED WITH EACH PUMP

**3** connecting nuts 1/4" or 3/8"

**3** ferrules 1/4" or 6 mm *Europe*

**1** injection check valve 100 psi (6.9 bar)  
OR 1 injection fitting 25 psi (1.7 bar)

**1** weighted suction line strainer  
1/4", 3/8" or 6 mm *Europe*

**1** 20' roll suction/discharge tubing  
1/4" or 3/8", white or UV black  
OR 6 mm white *Europe*

**1** additional pump tube

**2** additional latches

**1** manual

<sup>\*</sup> Santoprene<sup>®</sup> is a registered trademark of  
Exxon Mobil Corporation.

<sup>\*\*</sup> Versilon<sup>™</sup> is a registered trademark of Saint-Gobain  
Performance Plastics.

<sup>†</sup> Pellathane<sup>®</sup> is a registered trademark of The Dow Company.

## VARIABLE SPEED

Approximate Output @ 50/60Hz

Single Head Model	Maximum Pressure	Pump Tube Number	Gallons per Day	Liters per Day	Gallons per Hour	Liters per Hour	Ounces per Minute	Milliliters per Minute
SVP1H1 <sup>*</sup>	100 psi (6.9 bar)	#1	0.3 to 5.0	1.1 to 18.9	0.01 to 0.21	0.05 to 0.79	0.03 to 0.44	0.76 to 13.13
SVP1H2 <sup>*</sup>	100 psi (6.9 bar)	#2	0.8 to 17.0	3.0 to 64.4	0.03 to 0.71	0.13 to 2.68	0.07 to 1.51	2.08 to 44.65
SVP1H7 <sup>*</sup>	100 psi (6.9 bar)	#7	2.0 to 40.0	7.6 to 151.4	0.08 to 1.67	0.32 to 6.31	0.18 to 3.55	5.27 to 105.14
SVP1L1	25 psi (1.7 bar)	#1	0.3 to 5.0	1.1 to 18.9	0.01 to 0.21	0.05 to 0.79	0.03 to 0.44	0.76 to 13.13
SVP1L2	25 psi (1.7 bar)	#2	0.8 to 17.0	3.0 to 64.4	0.03 to 0.71	0.13 to 2.68	0.07 to 1.51	2.08 to 44.65
SVP1L3	25 psi (1.7 bar)	#3	2.0 to 40.0	7.6 to 151.4	0.08 to 1.67	0.32 to 6.31	0.18 to 3.55	5.27 to 105.14
SVP1L4	25 psi (1.7 bar)	#4	3.0 to 60.0	11.4 to 227.1	0.13 to 2.50	0.48 to 9.46	0.27 to 5.33	7.92 to 157.71
SVP1L5	25 psi (1.7 bar)	#5	4.3 to 85.0	16.3 to 321.8	0.18 to 3.54	0.68 to 13.40	0.38 to 7.55	11.32 to 223.40

## VARIABLE SPEED WITH 4-20mA

Approximate Output @ 50/60Hz

Single Head Model	Maximum Pressure	Pump Tube Number	Input Signal Voltage/ Input Signal Resistance	Gallons per Day	Liters per Day	Gallons per Hour	Liters per Hour	Ounces per Minute	Milliliters per Minute
SVP4H1 <sup>*</sup>	100 psi (6.9 bar)	#1	Max. 48 VDC/128 ohm	0.3 to 5.0	1.1 to 18.9	0.01 to 0.21	0.05 to 0.79	0.03 to 0.44	0.76 to 13.13
SVP4H2 <sup>*</sup>	100 psi (6.9 bar)	#2	Max. 48 VDC/128 ohm	0.8 to 17.0	3.0 to 64.4	0.03 to 0.71	0.13 to 2.68	0.07 to 1.51	2.08 to 44.65
SVP4H7 <sup>*</sup>	100 psi (6.9 bar)	#7	Max. 48 VDC/128 ohm	2.0 to 40.0	7.6 to 151.4	0.08 to 1.67	0.32 to 6.31	0.18 to 3.55	5.27 to 105.14
SVP4L1	25 psi (1.7 bar)	#1	Max. 48 VDC/128 ohm	0.3 to 5.0	1.1 to 18.9	0.01 to 0.21	0.05 to 0.79	0.03 to 0.44	0.76 to 13.13
SVP4L2	25 psi (1.7 bar)	#2	Max. 48 VDC/128 ohm	0.8 to 17.0	3.0 to 64.4	0.03 to 0.71	0.13 to 2.68	0.07 to 1.51	2.08 to 44.65
SVP4L3	25 psi (1.7 bar)	#3	Max. 48 VDC/128 ohm	2.0 to 40.0	7.6 to 151.4	0.08 to 1.67	0.32 to 6.31	0.18 to 3.55	5.27 to 105.14
SVP4L4	25 psi (1.7 bar)	#4	Max. 48 VDC/128 ohm	3.0 to 60.0	11.4 to 227.1	0.13 to 2.50	0.48 to 9.46	0.27 to 5.33	7.92 to 157.71
SVP4L5	25 psi (1.7 bar)	#5	Max. 48 VDC/128 ohm	4.3 to 85.0	16.3 to 321.8	0.18 to 3.54	0.68 to 13.40	0.38 to 7.55	11.32 to 223.40

<sup>\*</sup>Injection check valve included with pumps rated 26-100 psi (1.8-6.9 bar).

**NOTICE:** The information within this chart is solely intended for use as a guide. The output data is an approximation based on pumping water under a controlled testing environment. Many variables can affect the output of the pump. Stenner Pump Company recommends that all metering pumps undergo field calibration by means of analytical testing to confirm their outputs. The information contained in this flyer is not intended for specific application purposes. Stenner Pump Company reserves the right to make changes to prices, products, and specifications at any time without prior notice.

FSPECSVP 1015